


---

Istruzioni di montaggio  
Assembly Instructions  
Montageanleitungen  
Instructions de montage  
Instrucciones de montaje

01.2020



# YALE X

Design Jean Marie Massaud

ITALIANO

Appoggiare il cuscino della seduta sulla struttura, facendolo aderire ai velcri presenti sul telaio.

ENGLISH

Place the seat cushion on the structure, making it adhere to the velcro on the frame.

DEUTSCH

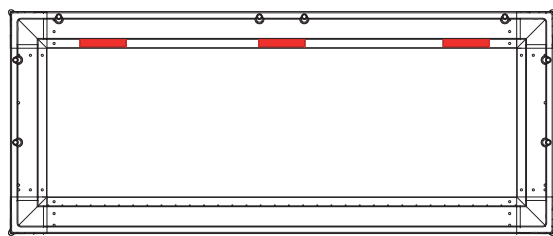
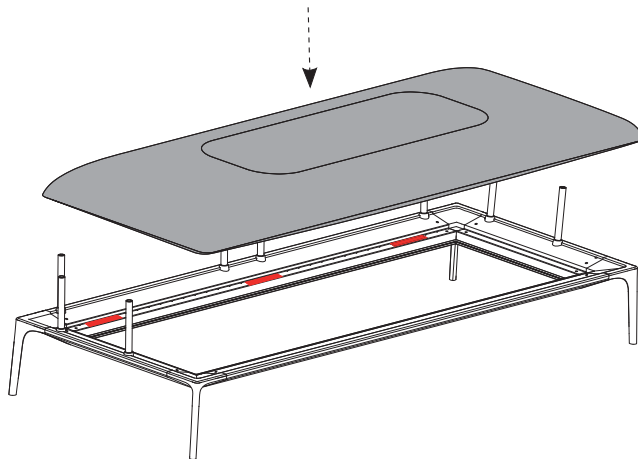
Legen Sie das Sitzkissen so auf die Struktur, dass es am Klettverschluss des Rahmens haftet.

FRANÇAIS

Placez le coussin de l'assise sur la structure, en le faisant adhérer au velcro sur le cadre.

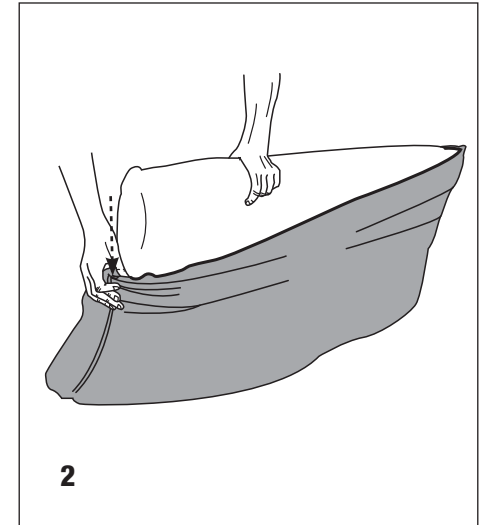
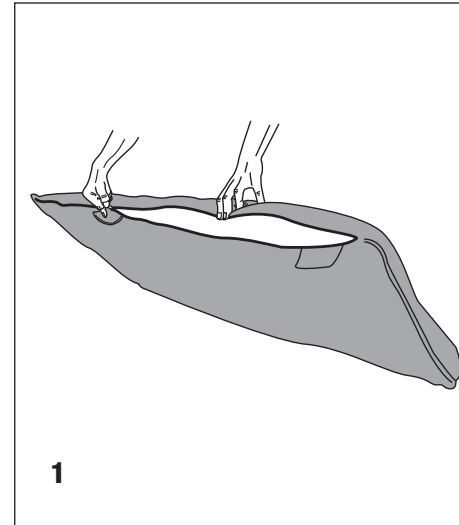
ESPAÑOL

Coloque el cojín del asiento sobre la estructura, haciendo que se adhiera al velcro en el marco.

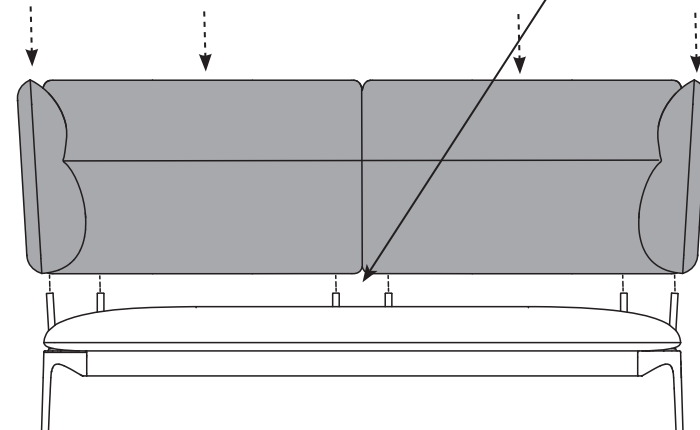
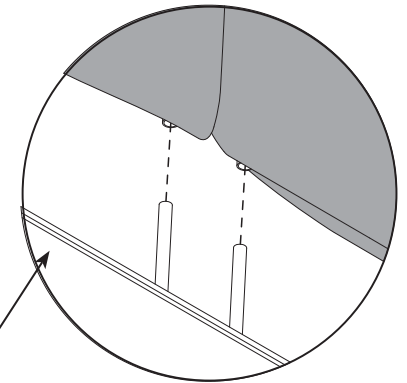


 = velcro / Klettverschluss

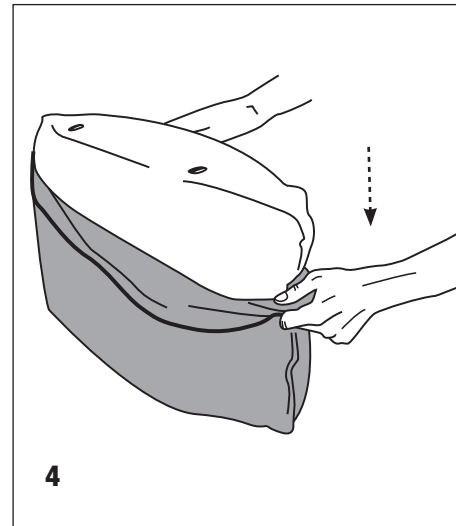
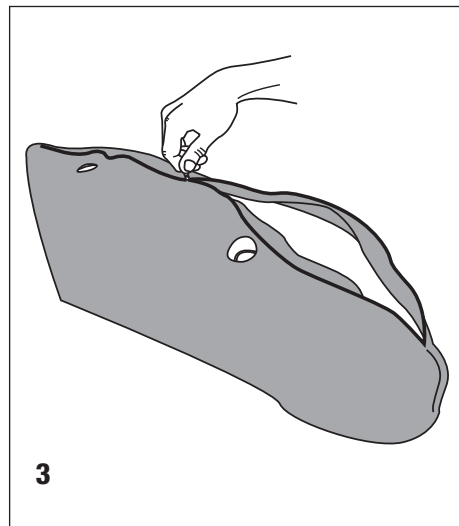
## CUSCINO DI SEDUTA / SEAT CUSHION / SITZKISSEN / COUSSIN D'ASSISE / COJÍN DE ASIENTO



## INSERIMENTO DEGLI SCHENALI ASSEMBLY OF THE BACKREST MONTAGE DES RUCKENTEILS INSERTION DOS INSERCIÓN RESPALDO



**CUSCINO SCHIENALE / BACKREST / RÜCKENKISSEN / COUSSIN DE DOSSIER / COJÍN RESPALDO**



**PULIZIA E MANUTENZIONE**

Per pulizia e manutenzione fare riferimento alle informazioni sul sito [www.mditalia.it](http://www.mditalia.it)

**CLEANING AND MAINTENANCE**

For cleaning and maintenance, please see the information on the website [www.mditalia.it](http://www.mditalia.it)

**REINIGUNG UND WARTUNG**

Infos über Reinigungs- und Wartungstipps finden Sie auf unserer Seite [www.mditalia.it](http://www.mditalia.it)

**NETTOYAGE ET ENTRETIEN**

Pour nettoyage et maintenance, regarder les informations sur notre site [www.mditalia.it](http://www.mditalia.it)

**LIMPIEZA Y MANTENIMIENTO**

Para información de limpieza y mantenimiento, vea la web [www.mditalia.it](http://www.mditalia.it)

For cleaning and maintenance, please see the information on the website [www.mditalia.it](http://www.mditalia.it)

